




Exposed Grid Systems

## ARMSTRONG MESH Lay-In

Board, Tegular, MicroLook
































- Use **Armstrong MESH Lay-In** to achieve an industrial and contemporary look.
- Installed with standard exposed suspension systems.
- High open area solution.
- Additional design options available as part of our **Vario Design** range.
- Ideal choice for transport hubs, renovation projects wanting a modern touch and in general spaces with large ceiling areas.



# ARMSTRONG MESH Lay-In

Board, Tegular, MicroLook

|                                |   |   |   |   |   |  |
|--------------------------------|---|---|---|---|---|--|
| <b>Edge details</b>            |    | <b>MESH Board</b> <small>vd</small>   | <b>MESH Tegular 8</b> <small>vd</small>   | <b>MESH Tegular 14</b> <small>vd</small>  | <b>MESH MicroLook 8</b> <small>vd</small>   |  |
|                                |   |    |              |              |              |  |
| <b>System</b>                  |    | Exposed demountable - System C (24mm T-Grid, butt-cut)  | Exposed demountable - System C (24mm T-Grid)  | Exposed demountable - System C (24mm T-Grid, butt-cut)  | Exposed demountable - System C (15mm T-Grid, butt-cut)  |  |
| <b>Modules (mm)</b>            |    | 600 x 600<br>625 x 625<br>1200 x 600<br>1250 x 625  | 600 x 600   | 625 x 625   | 600 x 600   |  |
| <b>Material &amp; patterns</b> |    | Galvanised steel<br>KD100 / RB25 = 1.0mm<br>RB35 / RB55 = 1.5mm (only for MESH Board)   |   |   |   |  |
|                                |   |  <b>KD100</b>  |  <b>RB25</b> |  <b>RB35</b> |  <b>RB55</b> |  |
|                                |   | Q6 x 4.5 - 1.2 x 1<br>Open area: 35%  | R16 x 8 - 2 x 1<br>Open area: 50%   | R28 x 10 - 2 x 1.5<br>Open area: 58%  | R43 x 13 - 2.5 x 1.5<br>Open area: 62%  |  |
| <b>Colours</b>                 |    |  RAL 9010<br><b>vd Other colours</b><br> RAL 9005<br> RAL 9006<br> RAL 9007 |   |   |   |  |
| <b>Weight</b>                  |   | <b>KD100</b><br>4.1 - 4.4 kg/m <sup>2</sup>   | <b>RB25</b><br>4.0 - 4.3 kg/m <sup>2</sup>  | <b>RB35</b><br>4.8 kg/m <sup>2</sup>  | <b>RB55</b><br>4.3 kg/m <sup>2</sup>  |  |
| <b>Fire reaction</b>           |  | Euroclass <b>A2-s1, d0</b><br>as per EN 13501-1   |   |   | <b>RUS KM1 (G1, V1, D1, T1)</b><br>as per 123-FZ  |  |
| <b>Humidity resistance</b>     |  | <b>95% RH</b>   |   |   |   |  |
| <b>Indoor air quality</b>      |  |  A+  |   |   |   |  |
| <b>Cleanability</b>            |   |    |   |   |   |  |
| <b>Sustainability</b>          |   |  EN ISO 14001<br> Cradle to cradle<br>≈14% Silver*  |   |   | *Value applicable for RAL 9010 solutions only.  |  |
| <b>Design options</b>          |   |  Dimensions<br> Colours<br> Patterns<br> Cut-Outs                   |   |   |   |  |

[Previous page] MESH MicroLook 8, RB25, RAL 9010 (77 Newman Street, London, UK, © Dave Parker)

**vd** Options with this icon are available from our **Vario Design** range. Some combinations of colours and/or perforations are not available for every product. Products may vary from country to country. Please contact your local sales representative. For further information and legal notice, please visit our website. [knaufceilingsolutions.com](http://knaufceilingsolutions.com)