



Standard Fire Resistant Ceiling Systems
BS EN 13501-2 – the European Standard and
BS 476 – the British Standard

Fire protection	4
The British Standards	4
Reaction to fire	4
Fire Resistance	4
Test criteria	5
European Fire Resistance test (BS EN 13501-2)	6
Fire Resistance (BS 476)	6
Fire resistance duration of individual OWAlifetime products	8
Table 1	8
Table 2	8
Table 3	9
Accessories	10
Light fittings	10
Hangers and suspensions	11
Top fixings	11
Verification	11
Technical assistance	12

The British Standards

The British National Standard BS 476 is still valid in the UK. OWA tested unique loadbearing structures which are usually applied in the UK according to this standard. Building regulations and guidance regarding fire performance are contained in Approved Document B and in other guidance documents for specific applications. In addition BS EN 13501-2 is still valid in UK.

Reaction to fire

If a fire is able to find sufficient flammable materials it will quickly spread through an area. It is therefore crucial to use materials of limited combustibility on key surfaces within a room, such as ceilings and walls. The use of such materials can dramatically reduce the speed flames spread through an area as well as minimise their contribution to the fire.

The European Standard BS EN 13501-1: reaction to fire provides a number of performance criteria to measure the fire characteristics of building products. These cover spread of flame and contribution to fire as well the generation of smoke and the production of burning droplets. The table below provides an overview of the available classifications.

No smoke	Additional requirements		European class according to BS EN 13501-1
	No burning droplets falling/dripping		
✓	✓		A1
✓	✓		A2-s1,d0
✓	✓		B-s1,d0 C-s1,d0
		✓	A2-s2,d0 A2-s3,d0 B, C-s2,d0 B, C-s3,d0
✓			A2-s1,d1 A2-s1,d2 B, C-s1,d1 B, C-s1,d2
			A2-s3,d2 B-s3,d2
✓	✓		D-s1,d0
	✓		D-s2,d0 D-s3,d0
			E E-d2 F
✓			D-s1,d2 D-s2,d2 D-s3,d2

The additional designations are:

smoke | s1, s2, s3

s1 = little or no smoke generation

s2 = medium smoke generation

s3 = heavy smoke generation

burning droplets | d0, d1, d2

d0 = no droplets within 600 seconds

d1 = droplet form within 600 seconds but do not burn for more than 10 seconds

d2 = not as d0 or d1

Country	Test standard	Classification
EC member states	BS EN 13501-1	A2-s1,d0 B-s1,d0
Switzerland	Guide to fire regulations, 1976	VI q,3 virtually non-combustible, smoke level low
USA	ASTM E 84 a / ASTM E 1264	Class I / class A
UK	BS 476	Class 0

Fire Resistance

Fire Resistance class BS EN 13501-2	Fire Resistance duration in minutes
REI 30	≥ 30
REI 60	≥ 60
REI 90	≥ 90
REI 120	≥ 120
REI 180	≥ 180

Structural elements based on BS EN 13501-2 encompass the whole structural element and not just the suspended ceiling. This may consist of the roof and the suspended ceiling or the structural floor and suspended ceiling. The entire element should resist the impact of fire on its structural ability for as long as possible. The length of time this can be maintained is the fire resistance duration and will classify it in one of the classes shown.

Test criteria

During the fire resistance test the laboratory will look out for adverse reaction as well as reporting on the following key criteria.

- R. The structural element should not collapse or deflect beyond the permitted levels when subjected to the applied load.
- E. The integrity of the room must be maintained. No breakthrough of flames is permitted.
- I. The temperature on the non-exposed side of the structural element must not rise more than 140 °K above ambient as an average measurement and no more than 180 °K at any one location.

If one of the above criteria is exceeded the test is terminated and the duration achieved prior to failure will dictate the appropriate fire resistance classification.

Due to the diversity of the various structural elements currently available it is impossible to test each individually. We therefore endeavor to test the worst case scenario in each generic construction type.

The following examples show constructions within a test furnace:

The illustration below (fig. 1) shows an example of a typical steel beam construction with the OWA ceiling below.

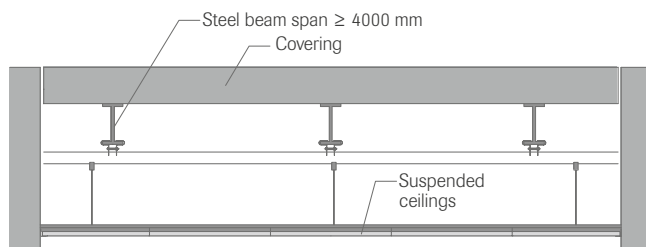


Fig. 1: steel beam floor

OWA Suspended ceilings can also be used to provide fire resistance to timber constructions. The example below (fig 2) shows a timber floor construction with the OWA ceiling below

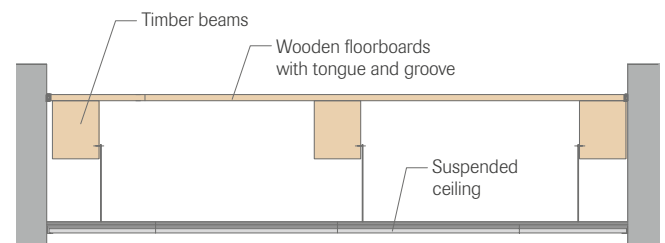


Fig. 2: timber floor

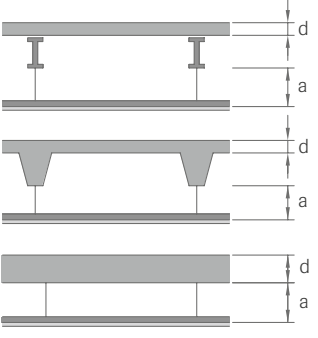






Where an OWA acoustic ceiling is used to provide structural fire resistance it is important that the ceiling is constructed in the same manner as that used in the test. Failure to use the same components and layout may invalidate any certification and prevent us issuing a KIT declaration.



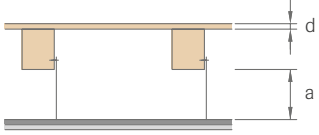


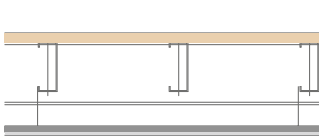
The BS EN 13964 (suspended ceilings requirements and test methods), covers a number of essential requirements including:

- reaction to fire
- fire resistance
- mechanical safety
- hygiene, health and environmental
- acoustics
- corrosion
- others

Important: in case of fire resistance a UKCA label and DoP for the whole kit (ceiling tiles + subconstruction) is mandatory according to BS EN 13964 ZA 1.1

Loadbearing construction		Min. thickness of concrete slab (d)	Min. cavity height (a)	Type of suspended ceiling	
				OWAconstruct premium systems	
	Steel beam floor/ concrete floor KIT-11-01/2008	≥ 90 mm	≥ 200 mm	 S 3  S 3a	
	Steel beam floor/ concrete floor KIT-28-01/2015 - S 3	≥ 90 mm	≥ 250 mm	 S 3	
	Steel beam floor/ concrete floor KIT-19-01/2011 - S 6a	≥ 100 mm	≥ 200 mm	 S 6a	
	Steel beam floor KIT-17-01/2013 - S 15 cliq KIT-18-01/2011 - S 15a cliq	≥ 100 mm	≥ 200 mm	 S 15 cliq  S 15a cliq	

Fire Resistance (BS 476)

Loadbearing construction		Min. thickness floor boards (d)	Min. cavity height (a)	Type of suspended ceiling	
				OWAconstruct premium systems	
	Timber floor	19 mm	≥ 200 mm	 S 3  S 3a	
					Mezzanine floor

OWAcoustic tiles *			Fire Resistance		Tested hanger (max. distance)			Suspension details
Module	Thickness	Products	Classification min.	Test report no.	Centre of main tee	Centre of hangers	Hanger OWA-no.	
600 x 600 mm	15 mm	Product surfaces from Table 1 (page 8)	REI 60	PB 3686/137/10-CR	1200 mm	1200 mm	Pre-stressed 2 mm wire	OWAconstruct 45G/46G/47G perimeter 51/32G
600 x 600 mm	15 mm	Product surfaces from Table 2 (page 9)	REI 60	PB 3.2/14-338-1, PB 3.2/15-411-1 ... and further reports	1200 mm	1200 mm	Pre-stressed 2 mm wire	OWAconstruct 45G/46G/47G perimeter 51/32G
≤ 2000 (tile length) x 300 mm	15 mm	Product surfaces from Table 1 (page 8)	REI 90	No. 285879/6380/CPD ... and further reports	-	-	-	C profile no. 36/70 perimeter 51/25
625 x 625 mm 600 x 600 mm	15 mm nom.	Product surfaces from Table 1 (page 8)	REI 60	No. 285878/6379/CPD ... and further certificates	625 mm 600 mm	1250 mm 1200 mm	Pre-stressed 2 mm wire	OWAconstruct cliq-15-MR cliq-15-CT long cliq-15-CT short perimeter 51/32G

OWAcoustic tiles			Fire Resistance		Tested hanger (max. distance)			Suspension details
Module	Thickness	Products	Classification min.	Test report no.	Centre of main tee	Centre of hangers	Hanger OWA-no.	
600 x 600 mm	20 mm	Timber Pro Sinfonia Sinfonia Privacy	60	WARRES no. 132741 ... and further reports/ assessments	600 mm	1200 mm	Pre-stressed 2 mm wire	OWAconstruct 45G/46G perimeter 51/32G
600 x 600 mm	15 mm	Mezz Pro	60	WF test report no. 106961 ... and further reports/ assessments	1200 mm	1200 mm	Pre-stressed 2 mm wire	OWAconstruct 45G/46G/47G perimeter 51/32G

Table 1

Product surfaces	Reinforced concrete/steel beam floors: fire resistance classification REI in accordance with BS EN 13501-2 to *
Bamboo	90
Cosmos	90
Creaprint Constellation	90
Finetta	90
Harmony	90
Janus (Cosmos, Constellation)	90
NEW Sandila	90
Plain	90
Sinfonia FR	90
Sinfonia Privacy	90
Sinfonia Reflecta	90
Constellation	90
Timber Pro Sinfonia	90
Mezz pro	90

* Depending on system, tile dimensions and design

Table 2


Product surfaces	Reinforced concrete/steel beam floors: fire resistance classification REI in accordance with BS EN 13501-2 to *
Bolero	60
Brillianto A	60
Creaprint Sinfonia	60
Multi Alpha	60
Ocean	60
OWAlux	60
Sinfonia	60
Sinfonia Humancare	60
Humancare Plus	60
Humancare Lab	60

* Depending on system, tile dimensions and design

Light fittings

When installing recessed luminaires in an OWAacoustic Fire Resistant Ceiling an OWAacoustic fire box should be installed to ensure continuity of fire resistance. It is important to ensure that the performance of the fire box matches that of the installed OWAacoustic ceiling.

Recessed light fittings



OWAcoustic standard ceilings (steelbeam floor, timber roof construction, steel roof construction, timber floor, mezzanine floor)

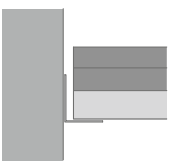
OWAcoustic ceilings with recessed light fittings offer the same fire resistance as closed OWAacoustic ceilings, if the recessed light fittings are encased in a 15 mm thick Minowa® Firebox. For details, see OWA Installation Guide no. 9801 e.

When using 20 mm thick OWAacoustic premium tiles, 21 mm thick Minowa® tiles should be used. Also see information sheet on Fire Protection Enclosure no. 9905 e.

Thickness OWAacoustic tiles	Thickness firebox
15 mm	15 mm
20 mm	21 mm

Perimeter trims

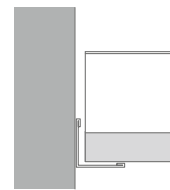
For Fire Resistant Ceilings the perimeter trims should be installed in accordance with corresponding test report. Only approved fire resistant wall fixings should be used. Fixing centre ≤ 250 mm.



Standard wall perimeter
for all standard ceilings



Wall perimeter
for Contura ceilings S 3a



Wall perimeter
for S 6a

Hangers and suspensions



Pre-stressed wire
 $\varnothing \geq 2.0$ mm;
fixing ends are bound at least 3 times

Top fixings

Only approved fire resistant top fixings suitable for the substrate should be used.

Verification

For fire resistance requirements relating to OWAcooustic ceilings, it is recommended that you clarify the design for the relevant requirement prior to ordering and installing the ceiling.

When placing an order, please request the documents from your dealer by providing a completed checklist (download right). This is required in order to provide the correct documents (DoP, UKCA-label).

OWA fire protection documents are only valid if OWAcooustic-tiles and original OWAconstruct system components (as tested) are used.

Technical assistance

This brochure provides a very brief outline of BS EN 13501 and how OWAacoustic Ceilings can help meet your fire resistance requirements.

If you require further information or assistance on any aspect of your proposed ceiling installation please contact us or visit our website.

OWA (UK) Ltd

Castle Hill House | 12 Castle Hill
Windsor | Berkshire | SL4 1PD
tel +44 1753 552 489 | enquiries@owa-ceilings.co.uk
www.owa-ceilings.co.uk

Product warranties

The information provided in this leaflet is based on the standards and data available at the time of publication. Any performance, warranties or guarantees provided, expressed or implied, are subject to the exclusive use of OWA components and the installation of those components in accordance with our recommendations. Failure to adhere to these conditions will result in the invalidation of any performance claims, warranties or guarantees and rejection of any liability. OWA reserves the right to make any technical improvements to the products, systems or services without prior notice. **All goods and services are supplied in accordance with our current Terms and Conditions of Sale.** Errors excepted!



Mistakes and printing errors are not excluded. With the publication of this issue, all previous brochures no. 9500 uk are invalid.



The information in this brochure is up-to-date at the time of publication. Errors and mistakes excepted. Please contact our competence team OWAconsult for specific advice. Our experts will be happy to answer your questions under the following contact details: tel: +49 9373 201-444 or e-mail: info@owaconsult.de

Odenwald Faserplattenwerk GmbH
Dr.-F.-A.-Freundt-Straße 3 | 63916 Amorbach
tel +49 9373 201-0 | info@owa.de
www.owa.de